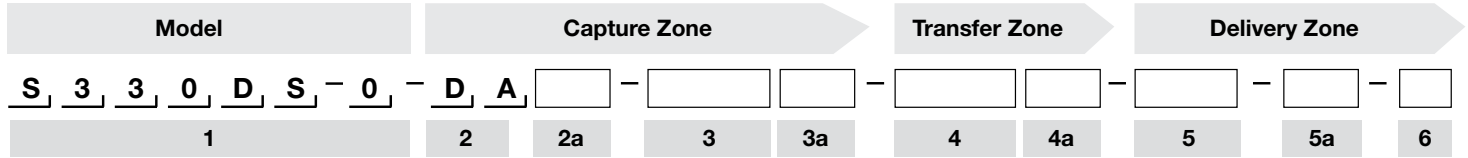




Model: Solatube 330 DS-O Open Ceiling (21 in./530 mm Daylighting System)

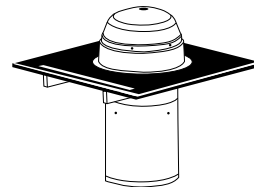
Project: _____ Location: _____ Type: _____

Product Specifications Appear in CSI Division 08, Section 08 62 23. For budgeting and quotations use only. Qty: _____



1 Model

330 DS-O SolaMaster® Solatube 330 DS-O (21 in./530 mm Daylighting System)
Open Ceiling



Capture Zone

2 Dome

DA Dome Acrylic (Meets UFC-ATFP)

2a Dome Options (Leave blank if not desired)

- | | |
|-----------------------------|--------------------------------------|
| B Security Bar | PB Dome Edge Protection Band* |
| SK Dome Security Kit | SS Secondary Diffuser |

*Not for use with Curb Cap Flashing

3 Flashings

- | | | |
|---|--|---|
| F4 4-inch Self Mounted  | F8 8-inch Self Mounted  | F11 11-inch Self Mounted  |
| FC Curb Cap (Curb by Others)  | FSM Metal Roof Flashing  | |

3a Flashing Options (Leave blank if not desired)

- | | |
|---|--------------------------------|
| T12* Roof Flashing Turret Extension 12 in./300 mm | FI Flashing Insulator |
| T24* Roof Flashing Turret Extension 24 in./600 mm | CI Curb Insulator |
| T36* Roof Flashing Turret Extension 36 in./900 mm | CCI Curb Cap Insulation |
| T48* Roof Flashing Turret Extension 48 in./1200 mm | |

* Specify additional extension tubes in #4

Transfer Zone

4 Extension Tubes Required*

Run measured from top of flashing to diffuser along centerline of tubing using 24" lengths. See 4a for optional 48" length.

E1** One Extension Tube – Max Run = 24"

E2** Two Extension Tubes – Max Run = 46"

E3** Three Extension Tubes – Max Run = 68"

E4** Four Extension Tubes – Max Run = 90"

E5** Five Extension Tubes – Max Run = 112"

E6** Six Extension Tubes – Max Run = 134"

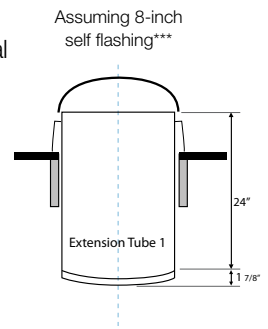
E7** Seven Extension Tubes – Max Run = 156"

E8** Eight Extension Tubes – Max Run = 178"

E9** Nine Extension Tubes – Max Run = 200"

E10** Ten Extension Tubes – Max Run = 222"

EXX** Total Run Length to be Determined by Bidding Contractor



*At least one 24" or 48" extension tube required for diffuser

**Compatible with dome ring to be used as a top tube or extension tube

***Total tube run will vary depending on flashing used

4a Extension Tube Options (Leave blank if not desired)

A1 One 0-90 Degree Extension Tube (Angle Adapter)

AK 16" Top Tube Angle Adapter and 16" Bottom Tube Angle Adapter

A2 Two 0-90 Degree Extension Tubes (Angle Adapter)

TA 16" Top Tube Angle Adapter

E Wire Suspension Kit (50 ft.)

R Trim Ring

EL Optional 48" Extension Tube (Substitute one 48" for two 24" above)


Delivery Zone

5 Diffuser Lens

L1 OptiView® Diffuser



L2 Prismatic Diffuser



5a Options (Leave blank if not desired)

D Daylight Dimmer™

6 Measurement Standard

M Metric

I Imperial

Accessories (Order separately)

SW Low voltage switch (white) required to operate Solatube Daylight Dimmers. Note: Only one switch is required per ten (10) synchronously controlled dimmers.

CA Two Conductor Low Voltage Cable (500 ft.)

Example

330 DS-O-DA-F8-E2-L1-D-M

SolaMaster Series® 330 DS-O (21 in./530 mm Daylighting System), Acrylic Dome, 8-inch High Self Mounted Flashing, Two Extension Tubes, OptiView® Diffuser and Daylight Dimmer. For metric installations.