

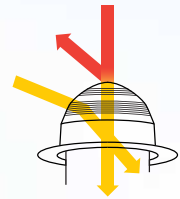
Product Guide

Tubular Daylighting Technologies
for Commercial Spaces



SOLATUBE
COMMERCIAL

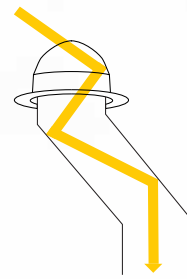
Discover the technology that changed daylighting.



Capture Raybender® Technology

A patented daylight capturing dome lens that:


- Redirects low-angle sunlight for maximum light capture
- Rejects overpowering summer midday sunlight
- Provides consistent daylighting throughout the day



Transfer Spectralight® Infinity

Tubing made of the world's most reflective material that:

- Offers the highest Specular Reflectivity up to 99.7%
- Provides the purest color rendition possible so colors are truer and brighter
- Focuses on delivering the visible spectrum of light, minimizing transfer of the infrared spectrum (heat)



Deliver Optical Lenses

- Deliver superior diffusion and light control
- Provide visual comfort



Daylight Dimmer

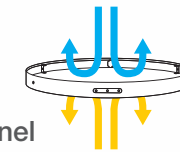
Adjusts daylight levels at the touch of a button



Thermal Control

INFRAREduction™ Technology

A technology integrated into Spectralight Infinity tubing that uses a proprietary process to filter out infrared wavelengths and minimize solar heat gain.



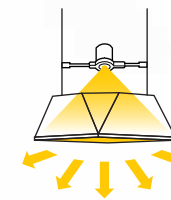
Thermal Insulation Panel

Provides unmatched thermal performance. Two climate controlled discs and a thermal break prevent conductive and convective heat transfer.

Integration

Optional Integrated LED Light Kit

Allows integration of traditional light for a cleaner ceiling appearance and nighttime illumination from a single fixture.



The Right Products For Any Size Space.



SkyVault® Series p4-7
Large Tubes for Large Spaces



SolaMaster® Series p8-11
Medium Spaces, Maximum Versatility



Brighten Up® Series p12-15
Big Impact for Small Areas


SkyVault Series

Large Tubes for Large Spaces

The SkyVault Series is a line of modular, high output tubular daylighting devices that deliver massive amounts of daylight to large volume spaces with high, open ceilings.

The beauty of SkyVault is that it's not just one size fits all. Varying combinations of domes and collectors capture daylight and large extension tubes transfer it to an optical diffuser. Daylight can be delivered deeper into the building with the use of an optional Amplifier. The SkyVault Series is a configurable, modular, high-output solution for any large-volume space.

- Industrial
- Sports Arenas
- Airports
- Convention Centers
- Big Box Retail



SkyVault Series

Step 1

Start with the core

Our largest tubular daylighting devices, the SkyVault Series has the M74 DS at its core with 29" diameter tubes that extend up to 100 feet to fill the largest spaces with natural light.

Tube diameter ~29 in. (736 mm)
Potential tube length ~100 ft. (30 m)



Step 2

Top Assemblies: Massive Sunlight Capture

It all starts with standard domes that are available in both single- and dual-glazed configurations with optional security guards. But then the light capture really increases with the SkyVault Collector that redirects low-angle light downward while filtering out the heat from infrared wavelengths.

All top assemblies are supplied pre-assembled on a curb-mounted flashing.



Single-Glazed Dome Assembly
(Dual-Glazed Configuration Available)



Single-Glazed Dome Assembly
with Optional Security Guard
(Dual-Glazed Configuration Available)



SkyVault Collector
can be Added to
Single or Dual-Glazed
Base Unit

Step 3

Bottom Assemblies: Deep Delivery

The M74 DS uses unique bottom assembly components to deliver maximum daylight in high-bay applications with the prismatic diffuser and the optional Amplifier, which focuses daylight all the way down to the task area.



Standard Prismatic
Diffuser



Optional Amplifier
with Prismatic
Diffuser

Step 4

All the Accessories for Big Impact

The SkyVault Series offers a Thermal Insulation Panel to minimize the thermal impact to the building, as well as a 0-10v Daylight Dimmer to control the levels of daylight in the space.



Thermal Insulation Panel



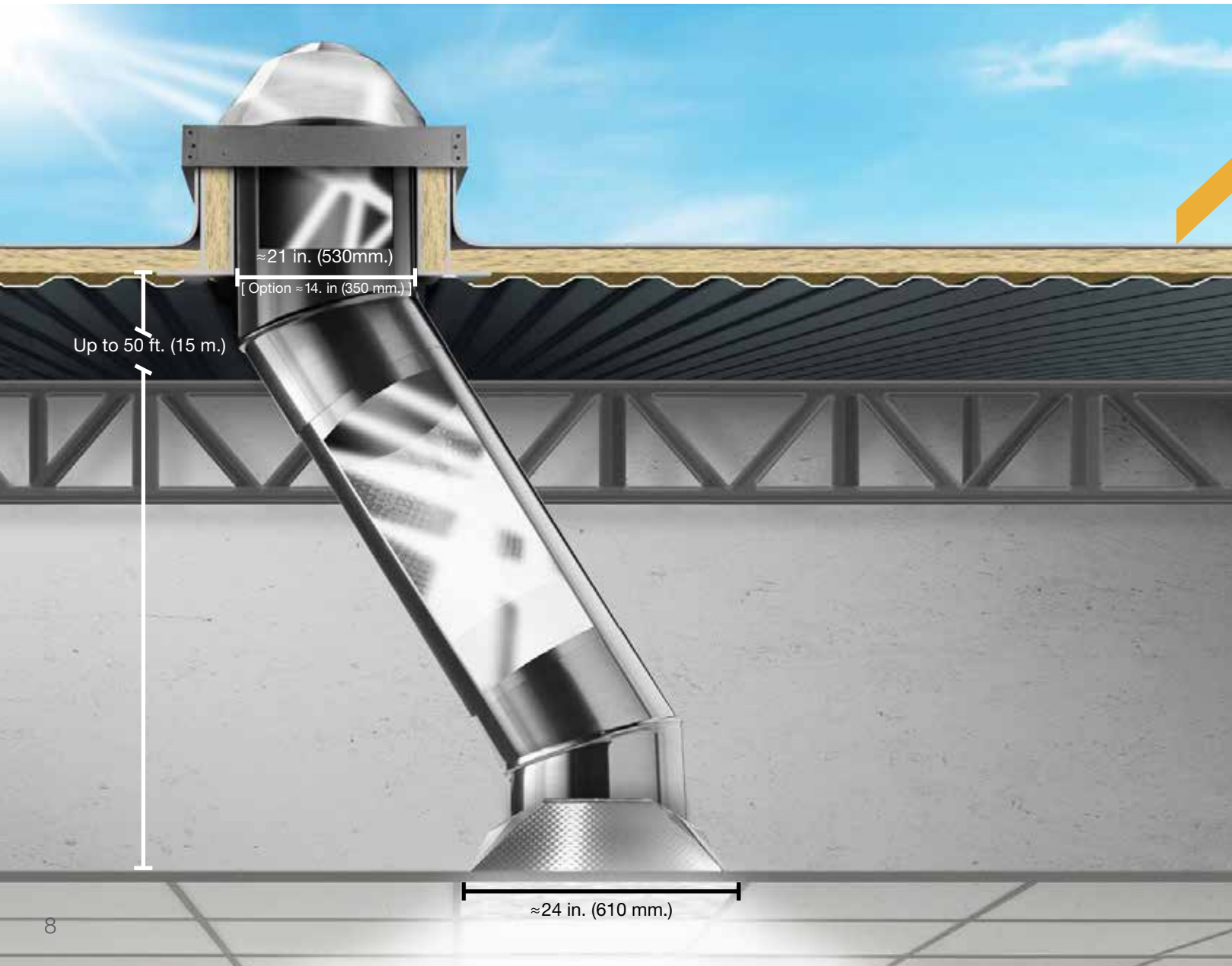
Daylight Dimmer

SolaMaster Series

Medium Spaces, Maximum Versatility

The Solamaster Series is our flagship workhorse for common commercial applications with ceiling heights from 8 ft. to 30 ft. This product has been used to daylight thousands of applications worldwide ranging from schools to offices to grocery stores.

- Classrooms
- Office Space
- Retail



SolaMaster Series

Step 1

Choose from 3 Models

With three different domes, varying extension tubing configurations and both open and closed ceiling options, SolaMaster products provide the versatility for numerous applications and sunlight conditions.



SolaMaster 750 DS

is designed to deliver consistent light output throughout the day. It effectively captures low-angle rays in the morning and late afternoon, but rejects midday summer rays to prevent glare, overlighting and overheating. Perfect for office and classroom spaces where a consistent level of light is required. Designed for either open or closed ceiling applications.

- Tube diameter ≈21 in. (530 mm)
- Potential tube length ≈50 ft. (15 m)



SolaMaster 330 DS

is designed to maximize light output at any time of day. It effectively captures low-angle rays in the morning and late afternoon, and collects high-angle rays at midday for powerful performance. It is ideal for lighting spaces with open ceilings where variances in light levels don't create an issue for occupants. Optional model also available for suspended/hard ceiling applications.

- Tube diameter ≈21 in. (530 mm)
- Potential tube length ≈50 ft. (15 m)



SolaMaster 300 DS

is an optimal solution for applications with 16" on center ceiling / roof framing or lower ceiling applications where a reduced light output increases visual comfort. Designed for closed or suspended ceiling systems.

- Tube diameter ≈14 in. (350 mm)
- Potential tube length ≈30 ft. (9 m)

Step 2

Curbs and Flashings: Mounting for Any Roof

Whatever your roof, whatever your application, Solatube has the flashings to meet all your needs with design and construction that eliminate any chance for leaks.

visit solatube.com/commercial for more solutions.



Self Mounted Flashing



Curb Mounted Cap



Optional curbs now available

Step 3

Diffuser Options to Match Your Design

Diffuser options enhance the look of your interior with a choice of our dazzling OptiView diffuser that reflects the natural sky or the traditional prismatic diffuser for an understated effect. Both are available for open and closed ceiling applications.



Open Ceiling OptiView® Diffuser (top)
Prismatic Diffuser (bottom)

Closed Ceiling OptiView® Diffuser (top)
Prismatic Diffuser (bottom)

Step 4

Accessories for Total Daylighting Control

The SolaMaster Series offers a thermal insulation panel to minimize the thermal impact to the building, as well as a 0-10v daylight dimmer to control the levels of daylight in the space. And now, with our new dimmable LED, featuring up to 10,000 raw lumens correlated color temperature (CCT) of 4000K, you can keep your ceiling uncluttered while achieving your desired level of illumination, day or night.



Integrated LED Light Kit
Available in 3,250 lumens for 300DS and 10,000 lumens for the 330 / 750DS

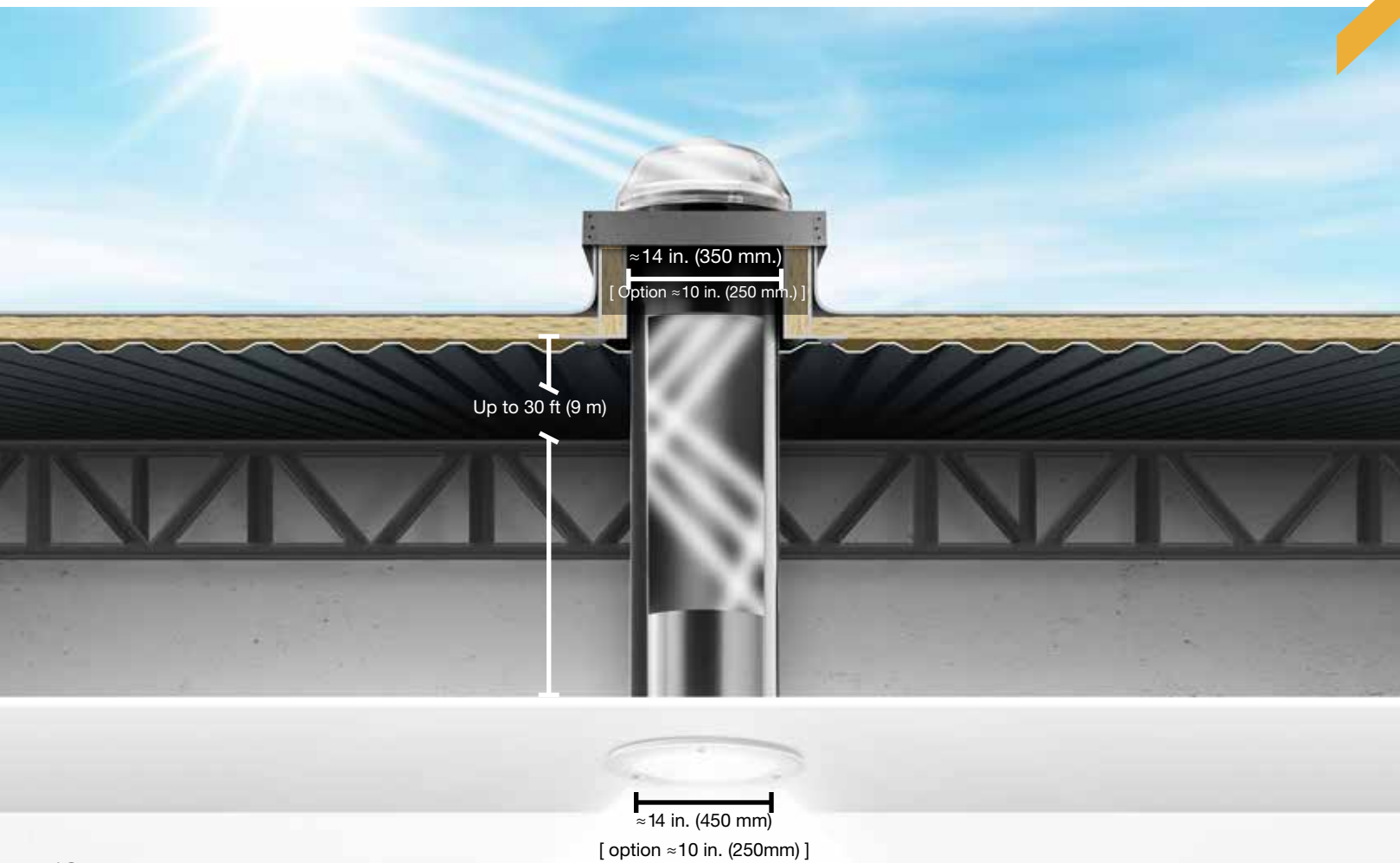
Daylight Dimmer

Brighten Up Series

Big Impact for Small Spaces

Residential and smaller commercial spaces with corridors, restrooms and alcoves often suffer from lack of natural light. Solatube's Brighten Up Series is the perfect solution for bringing daylight to unexpected, hard-to-reach areas.

- Corridors
- Hallways
- Restrooms
- Residential



Brighten Up Series

Step 1

Bringing new light to dark spaces.

The Brighten Up Series offers two different tubular daylighting devices, 160 DS and 290 DS, both of which are great solutions for small areas with ceiling heights under 10 ft. or where structural issues or aesthetic goals may limit the use of larger diameter tubes. And each can be utilized with hard, suspended or open ceilings.



290 Daylighting System

The Solatube 290 DS is ideal for filling small spaces with natural light like bathrooms, corridors, and coffee nooks.

- Tube diameter ≈14 in. (450 mm)
- Potential tube length ≈30 ft. (9 m)



160 Daylighting System

The Solatube 160 DS is ideal for illuminating smaller spaces like alcoves and hallways with soft, comfortable natural light.

- Tube diameter ≈10 in. (250 mm)
- Potential tube length ≈20 ft. (6 m)

Step 2

Mounting for Any Roof

The Brighten Up Series has leak-proof flashing options to mount its domes on any roof type, from curb caps to self-flashings for both pitched and non-pitched roofs.



Pitched

Flat



Curb Cap

Step 3

Diffusers for Beautiful Delivery

The Brighten Up Series offers a variety of diffuser options, which can be used with hard, suspended or open ceilings for different aesthetics.

Classic Vusion



OptiView®



JustFrost



TierDrop



Step 4

Add-Ons & Accessories

From daylight dimming to integrated electric lights, you get the options you need to completely control your daylighting environment.



Integrated LED Light Kit
3,250 raw lumens only available
for 290 DS model



Daylight Dimmer

Technical Resources for You

From CAD drawings to specs, or cut sheets to promotional materials, our Technical Resources content provides all you need to support your ability to select, configure, install and promote the optimal Solatube product solutions. Just search by technical categories or product categories to quickly find the resources you're looking for.

Go to solatube.com/Technical-Resources for more details

